



INTERIOR DESIGNING

COURSE

AUTOCAD 2D - 3DSMAX - VRAY-PHOTOSHOP



WWW.ELEGANT-TRAINING.AE



Softwares included

- **AUTOCAD 2D 2025**
- **3DSMAX 2025**
- **VRAY 6.0**
- **PHOTOSHOP 2025**

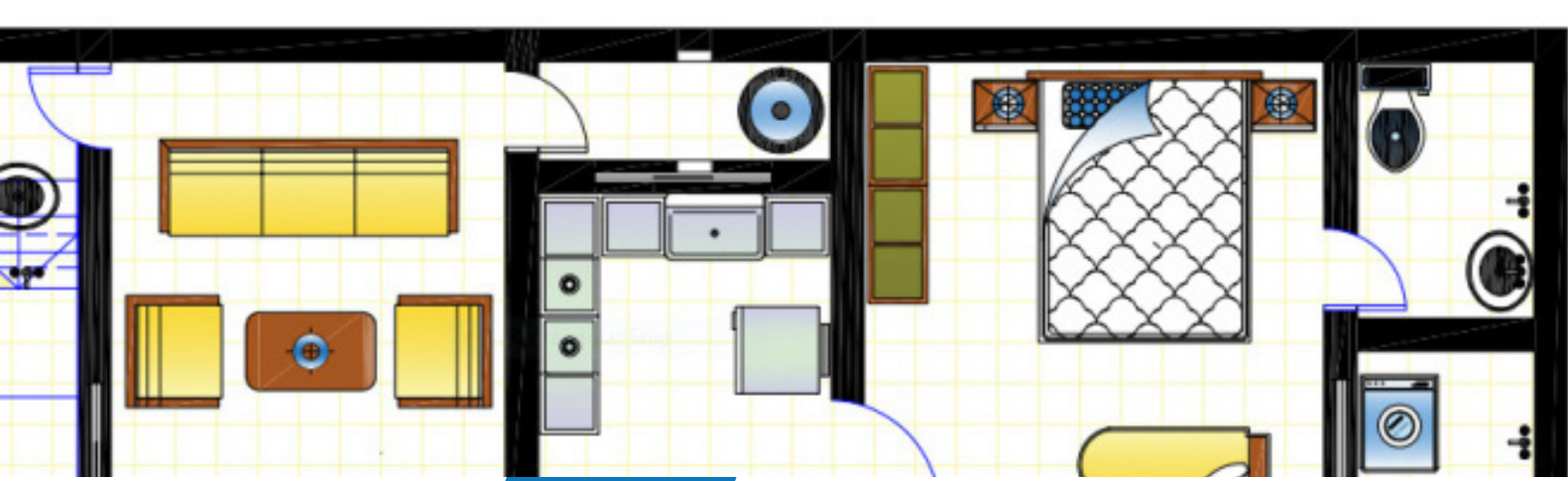
For whom is the course for?

This course is suitable for

- Beginners who want to become an Interior Designer
- Students who have the passion of becoming an Interior Designer
- Professionals who want to increase their 3D interior skills

Pre-requisites

Basic understanding of computer is enough to learn this course.



About **AUTOCAD**

AutoCAD is computer-aided design (CAD) software that is used for precise 2D drafting, design & documentation features, and more. It includes features to automate tasks and increase productivity such as comparing drawings, counting, adding objects, and creating tables. It also comes with seven industry-specific toolsets for electrical design, plant design, architecture layout drawings, mechanical design, 3D mapping, adding scanned images, and converting raster images. AutoCAD enables users to create, edit, and annotate drawings via desktop, web, and mobile devices.



What you can expect ?

Understand the AutoCAD interface: navigate the AutoCAD user interface, understand the menus and tools, and customize the workspace to your preferences.

Understand the 2D tools for designing: Use of Draw menu tools & Modify menu tools

Creating Floor plans, sections & elevations: working over various projects

Learning Standards: create drawings under standard drafting (use of Dubai building code regulations in drawings)

Projects under various disciplines: working on different drawings under AEC (Architectural Engineering & Construction) Extents.



Where to look for JOB ?

- Construction companies
- Engineering consultancies
- Manufacturing companies
- Interior Design companies
- Production companies



About 3DSMAX

3DSMAX is one of the best 3D modelling, animation and visualisation software for design. In this course we use 3DSMAX for making 3D interior scenes. It is professional software that has a wide flexible toolkit for creating projects of various shapes and complexity, with the total control of the artistic intent.



What you can expect ?

Understand the 3DSMAX interface: navigate the 3DSMAX user interface, understand the menus and tools, and customize the workspace to your preferences.

Understand the spline modeling & polygon modeling tools for designing: Use of Edit poly, Edit spline..etc to model rooms, furnitures.

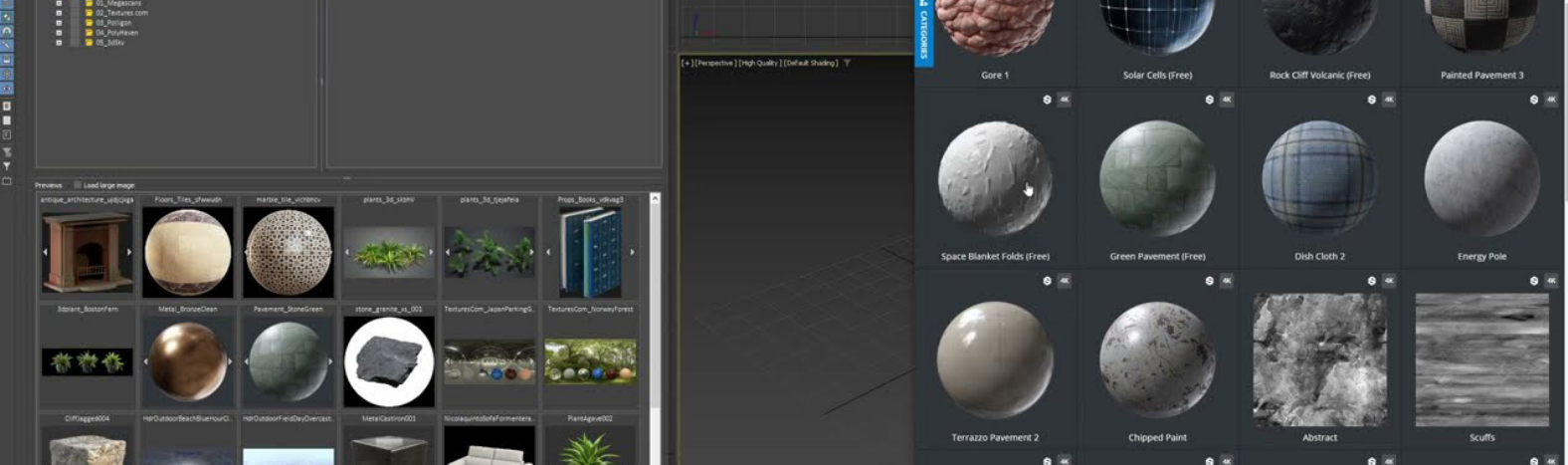
Creating 3d camera views: working over various angle cameras

Applying standard materials:
Understanding use of default rendering engine & their materials



Where to look for JOB ?

- Designing companies
- Engineering consultancies
- Interior design companies
- Architectural design firms



About

V-RAY RENDERING

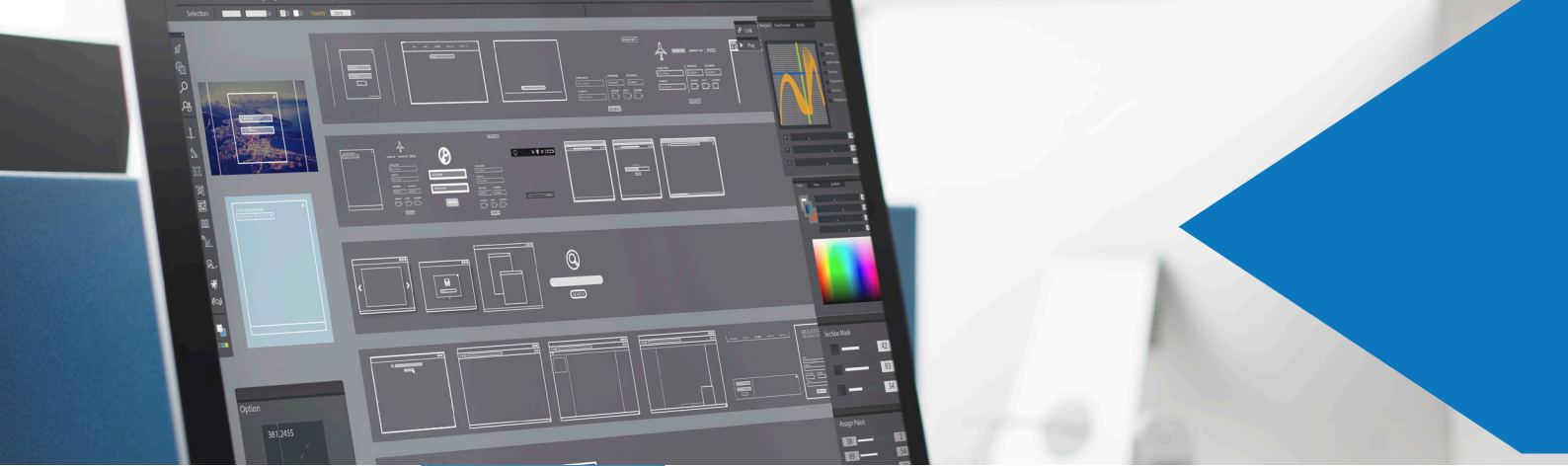
V-Ray is used to create high-quality 3D visualizations in multiple industries in design and architecture, V-Ray allows you to communicate your ideas to customers, engineers, and construction companies.



Key features of Vray Plugin

- Realistic materials
- Ray traced lights & environments
- Vray physical camera
- High quality render outputs

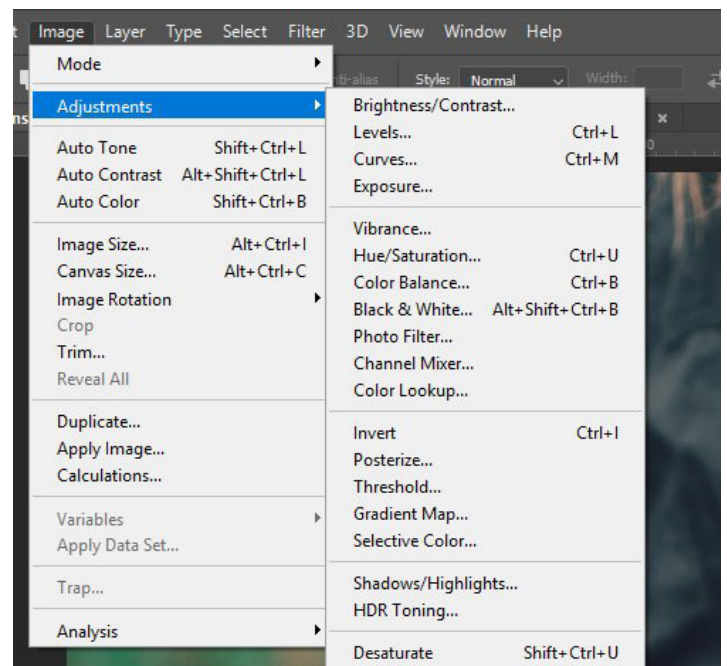




About **PHOTOSHOP**

Adobe photoshop is a raster image editing software. In this course we use photoshop to create post production effects to the output from vray rendering

This process adds the final touches to the imagery.
At this stage, one can combine a render with photos,
adjust its visual properties & add special effects.



Brief Contents




AUTOCAD 2D 2025

- Getting Started with AutoCAD 2D
- Basic Drawing and Editing Commands
- Creating Standard Tags
- Learn tools in Draw, Modify & Insert
- Making Changes in Your Drawing
- Creating Texts, Dimensions & Styles
- Advanced Modify Tools
- Analyzing Model and Object Properties
- Advanced Editing Commands
- Inserting Blocks, Attributes & Tool pallets
- Setting up a Layout
- Annotations & Detailing a drawing
- Setting viewports & Titleblocks



3DSMAX 2025

- Getting Started with Autodesk 3DSMAX
- Understanding viewports & configuration
- Learning modify tools
- Step into Editable spline modeling
- Understanding Editable poly modeling
- Setting render engines
- Learning default materials & lights
- Modeling rooms & furnitures
- Advanced Camera options
- Importing CAD files & merging models
- Understanding Vray tools loading
- Creating different scenes like enclosed
- Understanding export to other formats



Brief Contents



VRAY RENDERING

- V-Ray Interface
- V-Ray Elements
- Understanding V-Ray materials
- Learn settings for trial renders
- Understanding lights & material shaders
- V-Ray Camera
- V-Ray Sun & Dome light
- Setting environment by HDRI maps
- V-Ray IES & ambient lights
- Color mapping
- Learning Cosmos browser
- Camera depth of field & framebuffering
- Learning final render settings & exporting outputs

PROJECTS

- **Create an Enclosed scenes (Bedroom, Washroom or living room) with open to atmosphere light**
- **Create an Enclosed scenes (Bedroom, Washroom or living room) with not open to atmosphere light but only with artificial lights**
- **Create a scene of Both Lights mixed up (Atmosphere lights & Artificial lights)**



Brief Contents

PHOTOSHOP 2025

- Adobe Photoshop user interface
- Importing Rendered image & color corrections
- Understanding Layers
- Understanding mask & blend options
- Using selection tools
- Adding post production render png format elements
- Using Camera Raw filter
- Using HDRI toning & sharpening
- Generating Bump,normal,reflection,occlusion maps
- Creating documentation for rendered images

PROJECTS

- **Create moodboard for the rendered images**
- **Create a design portfolio of rendered outputs**





CONTACT US

ELEGANT  TRAINING

620, AB Center, Al Barsha 1, Beside Ibis Hotel, Sheikh Zayed Road, Near Insurance Market Metro Station, Dubai, UAE.

Phone : +971 4 399 7800

Mobile: +971 54 749 5664

Email: info@elegant-training.ae

Web: <https://www.elegant-training.ae/>

Approved & Permitted by KHDA

 **AUTODESK**
Authorized Training Center

 **idp** | **IELTS™**

 <https://www.facebook.com/ElegantTrainingAE/>

 <https://www.instagram.com/eleganttraining/>

 <https://www.linkedin.com/company/>

[WWW.ELEGANT-TRAINING.AE](https://www.elegant-training.ae)